

Features

- MOV provides spike and surge protection.
- Magnetic bond sensor monitor output.
- Anodized aluminum housing.
- Adjustable mounting plate for easy installation.
- Dual Voltage 12 or 24 VDC (selectable)
- Anti-Residual magnetism designed.
- Complete mounting hardware included.

Statement:

IEL-70DNC double electromagnetic locks are manufactured under quality environment back its product quality, performance and commitment to customer satisfaction.

The fail-safe Electromagnetic Lock design with no mechanical parts but magnetic force to secure and release the doors, suitable for use in areas which required access controlled or egress such as exit door.

We offer up to 600x2 pounds holding force with field selectable for 12V or 24V DC dual input voltage and can be applied with access control, and with the full range of optional brackets, it can be installed on all type of door frames such as Hollow, Wooden and glass door. Built in magnetic bond sensor output indicates the door locked or unlocked status.

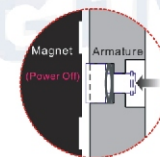
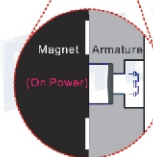
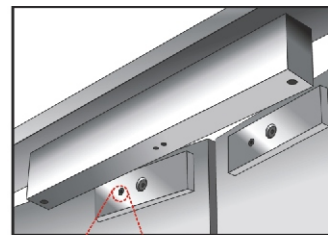
It is the best choice for electronic security industry and system integrators. More optional functions are available in 600 series double electromagnetic lock.

Specifications:

- Voltage Tolerance: 15%
- Current Draw: 460mA@12Vdc: 250mA@24Vdc (at temperature 20°C)
- Magnetic bond sensor monitor output (Reed relay rated 0.1A@24VDC), remotely monitors the door lock or unlock status. (NC Output-Door opened; NO Output-Door closed)
- Operating Temperature: -10-55°C (14-131°F)
- Humidity: 0-95% non-condensing.
- Lock's surface Temperature (when the power is on): current temperature + 20°C
- Holding Force: Up to 600x2 LBS (272x2 Kg)
- Dimensions:
Magnet: (L) 500 (W) 48 (H) 30mm
Armature Plate: (L) 162 (W) 40 (H) 11mm
- Special Finishes for magnet and armature plate: Zinc
- Epoxy Potting Compound: E87252 (S), UL94V-0
- Weight (Approx.) 4.0 Kg



Regular Installation



Unique Anti-Residual Design

When there is no power, there will be no holding force, and the push-off button will pop out immediately, to release the Electromagnetic Lock and the Armature Plate for no residual magnetism.

Warranty:

INSYIN Electromagnetic Locks are warranted against defects in material and workmanship while used in normal service for a period of 5** years from the date of sale to the original customer.

** Conditions apply.

Disclaimer:

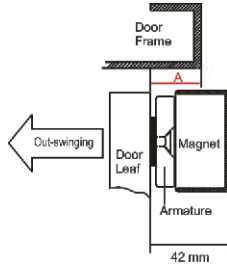
The information and specifications printed in this manual are current at the time of publication. The INSYIN policy is one of continual development and improvement; therefore INSYIN reserves the right to change specifications without notice.

Optional Brackets:

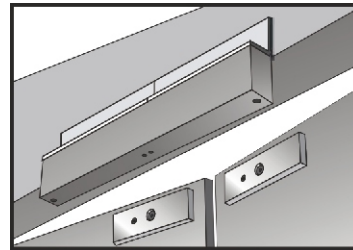
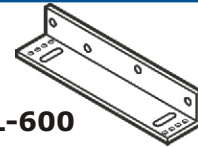
Identify the door swinging direction and inspect the door frame header to determine if bracket is required. L-brackets, LZ-brackets or U-brackets may be required for the electromagnet depending on the frame header and swinging direction

With L-bracket for narrow door frames

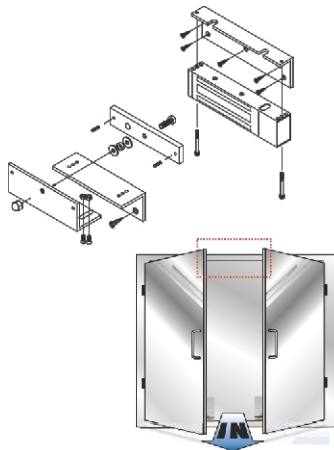
When "A" < 42 mm, must installed with "L" brackets.



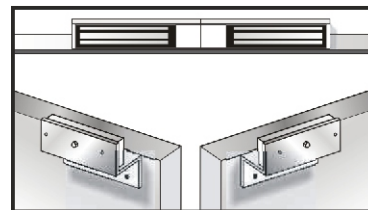
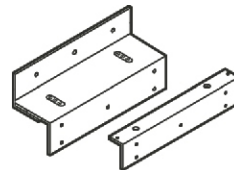
L-600



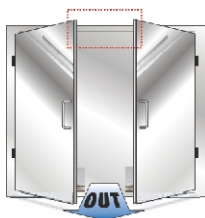
With LZ-bracket for in-swinging doors



LZ-600



With U-bracket for frameless glass doors



U-600

For upto 12mm thickness of glass door

